



Submersible Sump Pumps

MODEL

LSP03 /V LSP07

APPLICATIONS

Specially designed for the following uses:

- Basement draining
- Water transfer
- Dewatering

SPECIFICATIONS

- Discharge size: 1 1/2" NPT.
- Capacities: to 55 GPM.
- Maximum head: 34 feet TDH.
- Max. solids: 3/8" spherical
- Temperature: 104°F (40°C) maximum liquid temperature.

MOTOR

- Single phase, 3450 RPM
- LSP03, 1/2 HP, 115 V, 60 Hz.
- LSP07, 3/4 HP, 115 or 230 V, 60 Hz.
- Built-in thermal overload protection with automatic reset.
- Permanent-split-capacitor type.
- Amps: 2.8 maximum for LSP03.
6.7/3.3 maximum for LSP07.
- Class F insulation.
- Stainless steel shaft.
- Air filled design.
- Power cord length: LSP03; 10 feet standard, 20 feet optional, LSP07; 20 feet.

FEATURES

- Corrosion-resistant construction.
- Stainless Steel motor casing and fasteners.

■ Glass-filled thermoplastic impeller and casing.

■ **Bearing:** Upper and lower heavy duty ball bearing construction.

■ Motor is permanently lubricated for extended service life and is powered for continuous operation. All ratings are within the working limits of the motor.

■ Stainless Steel pump shaft.

■ Float switch is adjustable for various liquid levels. Easily removed for direct pump operation or switch replacement.

■ Complete unit is light-weight, portable and easy to service.

■ Available in manual and automatic versions. See next page for specific order numbers.

FLOAT SWITCH OPTIONS

■ Models are available with a float switch. Several options for automatic operation.

■ "AV" models are supplied with a vertical float switch.

■ "A" models are supplied with a built in float switch.

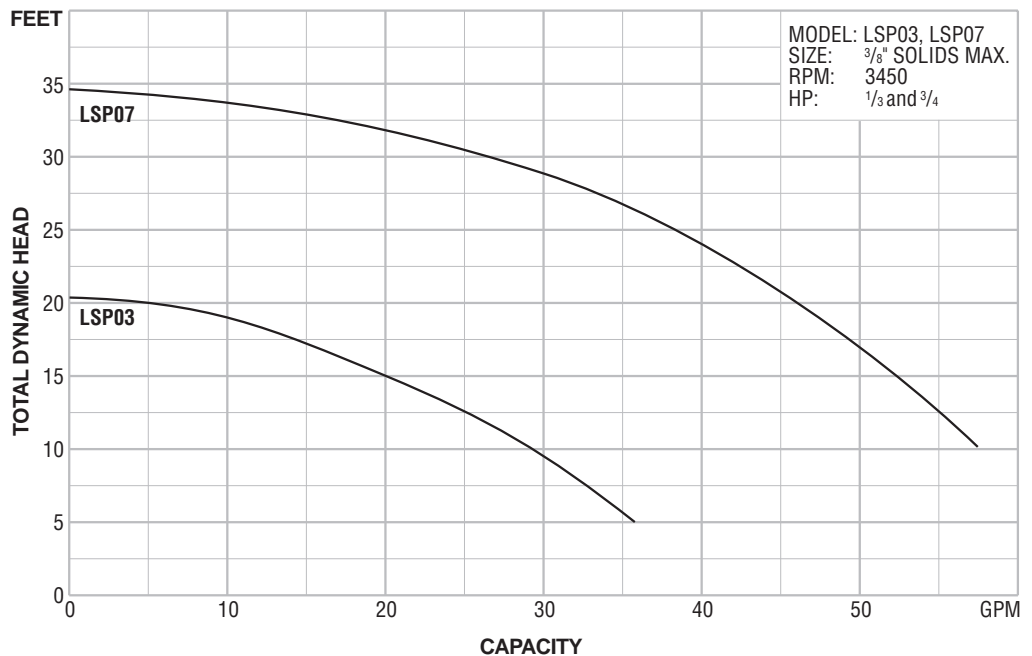
■ "AT" models are supplied with a piggy-back replaceable float switch.

AGENCY LISTING

 Canadian Standards Association
File #LR38549

 Underwriters Laboratories
File #83318

Goolds Pumps is ISO 9001 Registered.



MODEL: LSP03, LSP07
SIZE: 3/8" SOLIDS MAX.
RPM: 3450
HP: 1/2 and 3/4

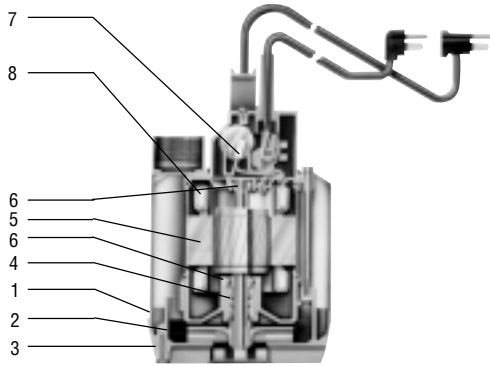
*Vertical distance from water level to highest point in discharge – plus pipe friction.

Maximum pump rated submergence is 10 ft. for LSP03; 16 ft. for LSP07.

Submersible Sump Pumps

MODEL

LSP03 / V LSP07

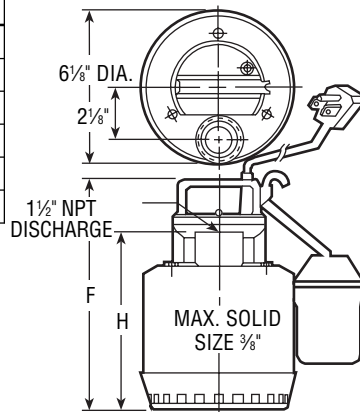


DIMENSIONS AND WEIGHTS

(All dimensions are in inches and weights in lbs. Do not use for construction purposes.)

	LSP0311	LSP0712	LSP0711
Horsepower	1/3	3/4	3/4
Voltage	115	230	115
Amps	2.8 max.	3.3 max.	6.7 max.
Phase	1	1	1
RPM	3450	3450	3450
Weight (lbs.)	11	15	15

	F	H
LSP03	9 3/4	7 3/8
LSP07	11 1/4	9 3/8



POWER CORD:
16/3 SJTW WITH
THREE PRONG
GROUNDING PLUG

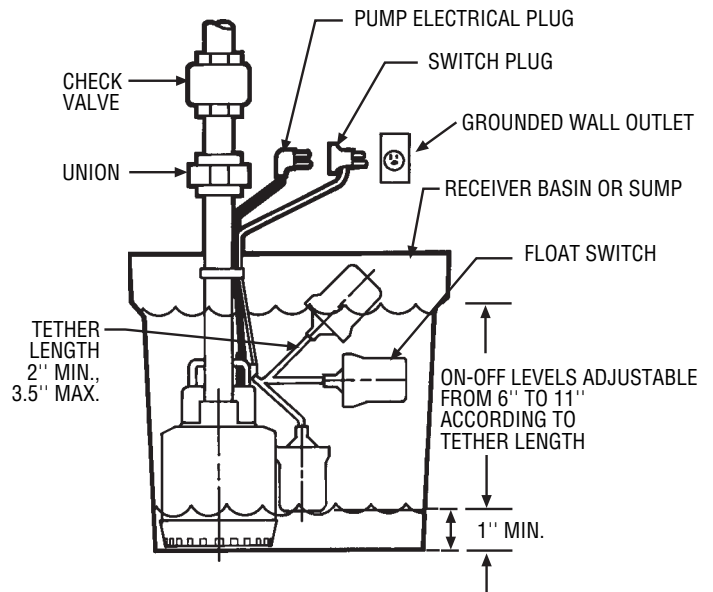
COMPONENTS

Item No.	Description
1	Casing
2	Impeller
3	Suction strainer
4	Shaft seal with cover
5	Motor
6	Ball Bearing
7	Capacitor
8	O-ring

INSTALLATION

Order No.	HP	Volts	PH	Amps.	Float Switch	Wt. (lbs.)
LSP0311	1/3	115	1	2.8	N/A	11
LSP0311A					Built in	
* LSP0311AF					Built-in	
* LSP0311F					N/A	
LSP0311AT					Tethered	
LSP0311AV					Vertical	
* LSP0311ATF					Tethered	
* LSP0711AF	3/4	115	1	6.6	Built-in	15
* LSP0712AF		230		3.3	Built-in	
* LSP0711F		115		6.6	N/A	
* LSP0712DF		230		3.3	N/A	
* LSP0711ATF		115		6.6	Tethered	
* LSP0712ATF		230		3.3	Tethered	

* 20 foot cord



Goolds Pumps

